



WISTA
International



WISTA International AGM and Conference 2019 "Founded Upon the Seas"



Issues Affecting Ports in the Americas OAS CIP - Partnership Dialogue

Mona Swoboda

Project Manager

Inter-American Committee on Ports (CIP)

Organization of American States (OAS)

mswoboda@oas.org

Grand Cayman, Cayman Islands
October 29 to November 1, 2019

#OAS_CIP #OEA_CIP
www.portalcip.org

1. Political Dialogue



Only **permanent inter-governmental forum** at the highest level to strengthen Inter-American port dialogue.

2. Capacity Building



Promote and improve management and **technical capabilities** of port officials.

3. Technical Assistance



Assist Member States on issues or **specific projects** upon request and in line with CIP-OAS mandates.

4. Private Sector Collaboration



Promote win - win partnerships with private sector in the port industry to foster **strategic alliances**.



OAS

More rights for more people



CIP

Inter-American
Committee on Ports

Member States

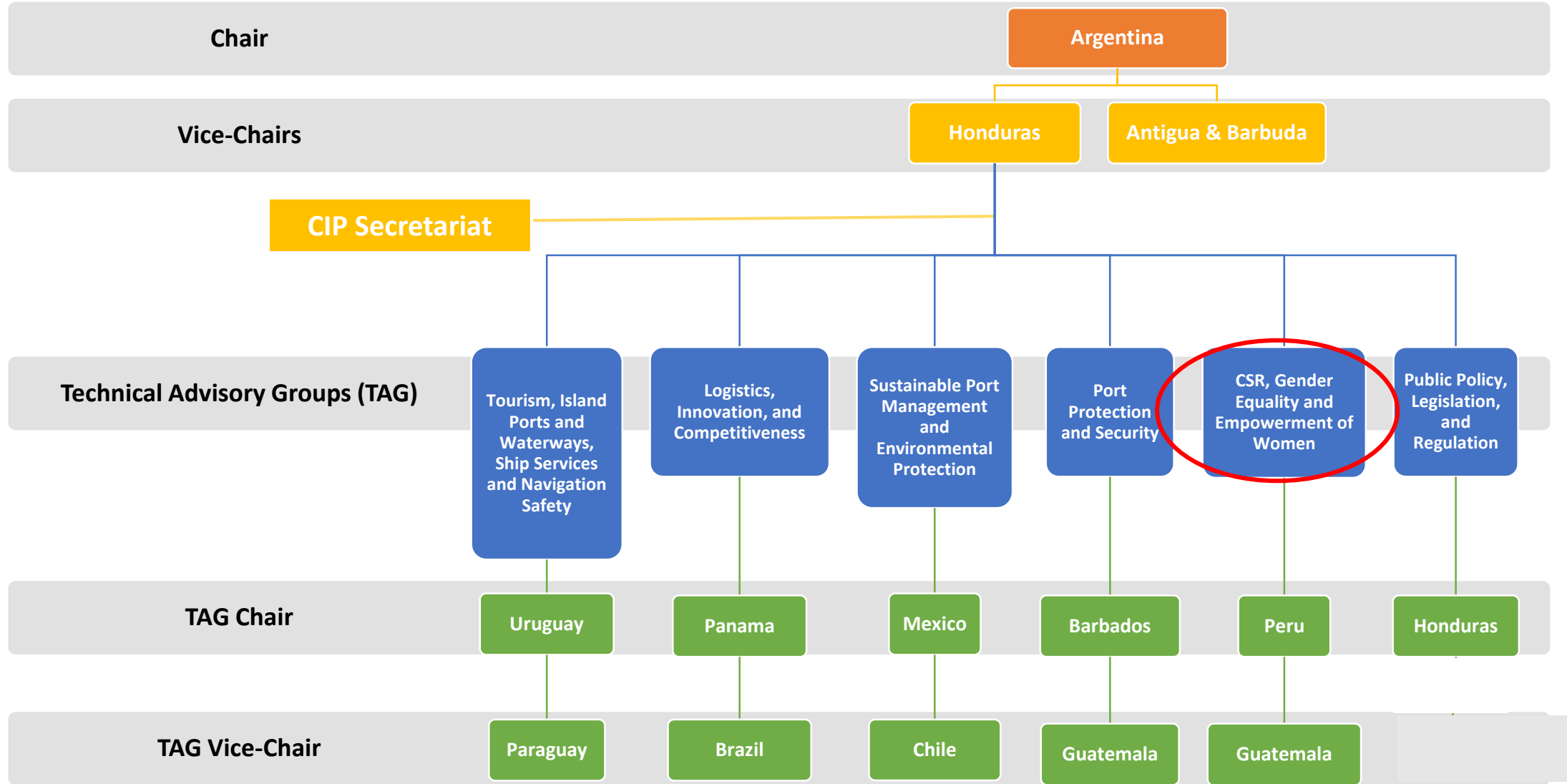
1. Antigua & Barbuda
2. Argentina
3. Bahamas
4. Barbados
5. Belize
6. Bolivia
7. Brazil
8. Canada
9. Chile
10. Colombia
11. Costa Rica
12. Cuba
13. Dominica
14. Ecuador
15. El Salvador
16. Granada
17. Guatemala
18. Guyana



19. Haiti
20. Honduras
21. Jamaica
22. Mexico
23. Nicaragua
24. Panama
25. Paraguay
26. Peru
27. Dominican Republic
28. St. Kitts and Nevis
29. St. Lucia
30. St. Vincent & the Grenadines
31. Suriname
32. Trinidad & Tobago
33. United States
34. Uruguay
35. Venezuela



CIP Executive Board Structure



CIP Associate Members & Strategic Partners





Memorandum of Understanding to increase the force of CIP and WISTA's efforts in key matters



Washington DC, December 2017

Exchange of technical expertise, best practices, and strategic information for port development;
Cooperation with government agencies, international organizations, and private entities for the implementation of activities to strengthen capacities;
Empowerment of women in the port sector of the Americas through networking; and
Capacity Building, including technical training, scholarships, among others.



CIP SCHOLARSHIPS & CAPACITY BUILDING PROGRAM

Increase since 2013 in:

469%

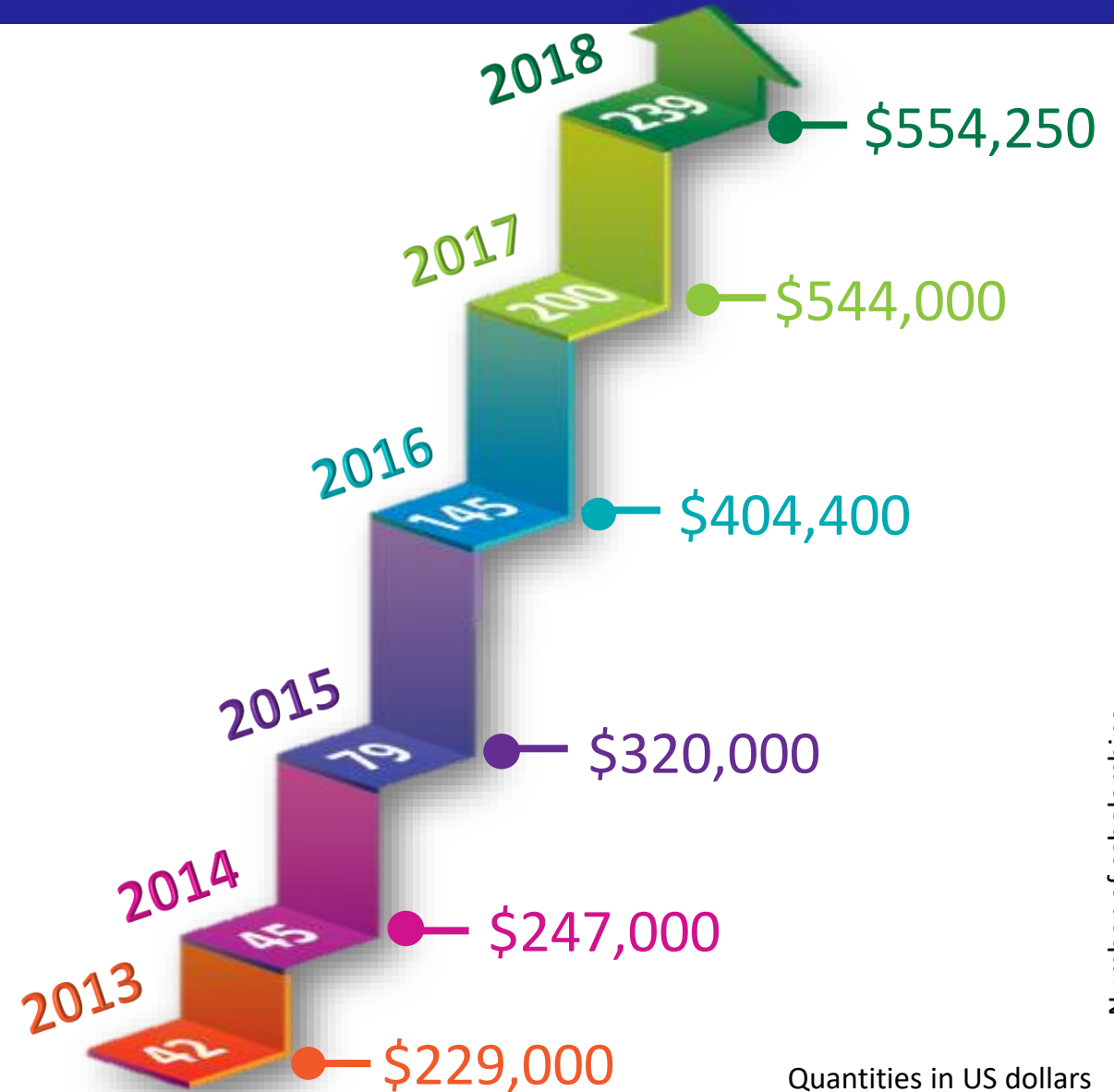
the number of scholarships

133%

the amount of certified courses offered

142%

the value of the program





CIP Scholarships July 2018 - October 2019

281

CIP Scholarships
July 2018 – October 2019

30

Member
States

\$741,251

USD total value of the
281 scholarships

16

Certified professional
courses

2

Technical professional
workshops

2

Masters





CIP Hemispheric Conferences July 2018 – October 2019

677 Port Officials from

34 Member States

Exposed to successful practices in **seven hemispheric conferences** in collaboration with the national port authorities of TAG chairs.





CIP Maritime Award of the Americas

Outstanding Women in the Maritime and Port Sectors 2018



Claudia Sánchez Porrás

Former General Port Director
Secretariat of Communications and
Transportation of Mexico

Honorable Mention



Rita Violeta Myrie Barnes

General Manager
Board and Port Administration for
Economic Development of the Atlantic
Slope (JAPDEVA), Costa Rica



OAS

More rights for more people



CIP

Inter-American
Committee on Ports

CIP Magazine





OAS

More rights for more people



CIP

Inter-American
Committee on Ports

Issues Affecting Ports in the Americas

OAS CIP - Partnership Dialogue



Competitiveness,
Logistics, Automation



OAS

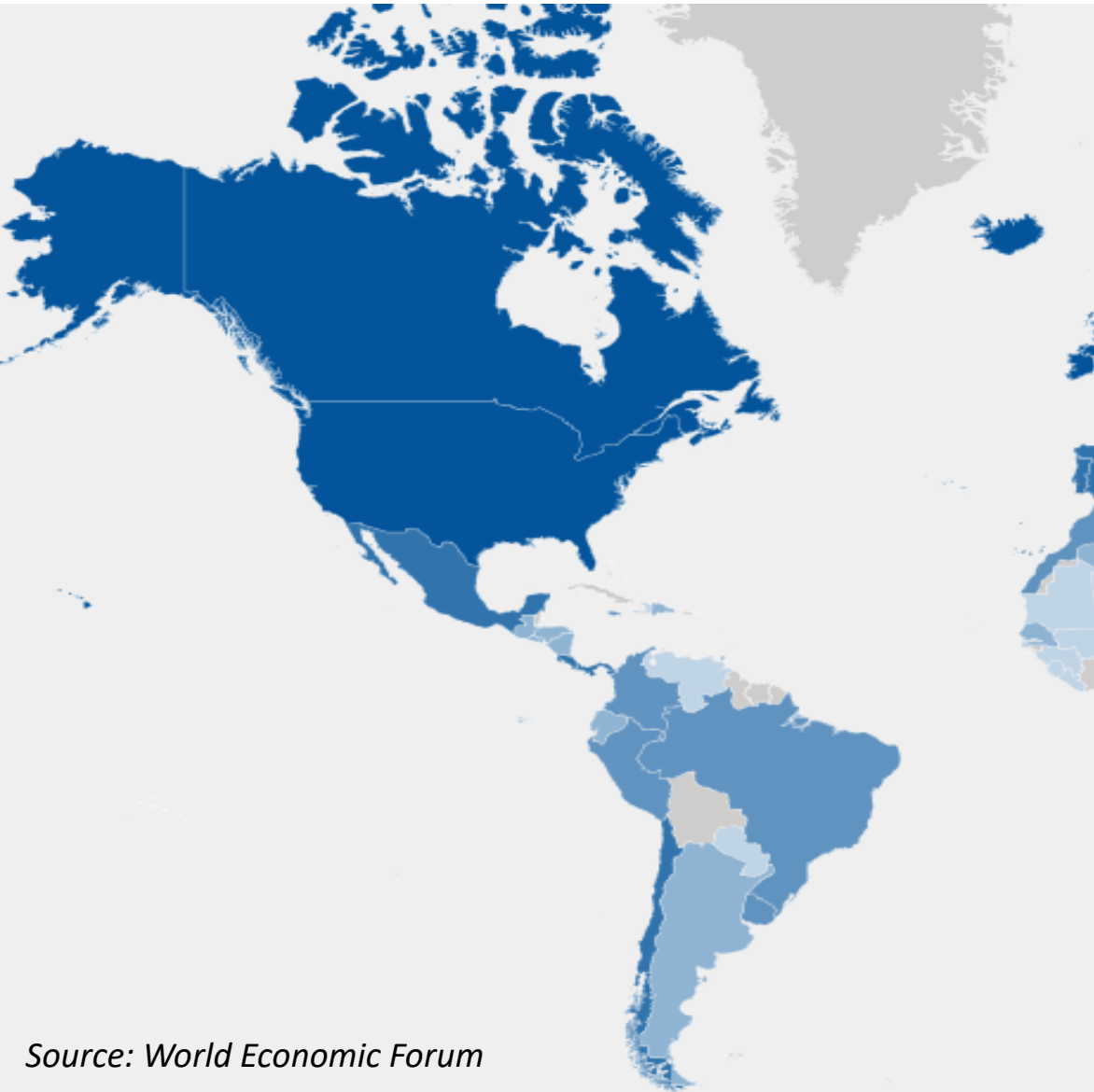
More rights for more people



CIP

Inter-American
Committee on Ports

Global Competitiveness Map 2017-2018



Latin America and the Caribbean

Global Competitiveness Report 2017-2018

Global rank

Chile	33
Costa Rica	47
Panama	50
Mexico	51
Colombia	66
Jamaica	70
Peru	72
Uruguay	76
Brazil	80
Trinidad and Tobago	83



Logistic Performance Index LPI - LAC 2018



Country	LPI Ranking
Germany	1
USA	14
Canada	20
Chile	34
Panama	38
Mexico	51
Brazil	56
Colombia	58
Argentina	61
Ecuador	62





OAS

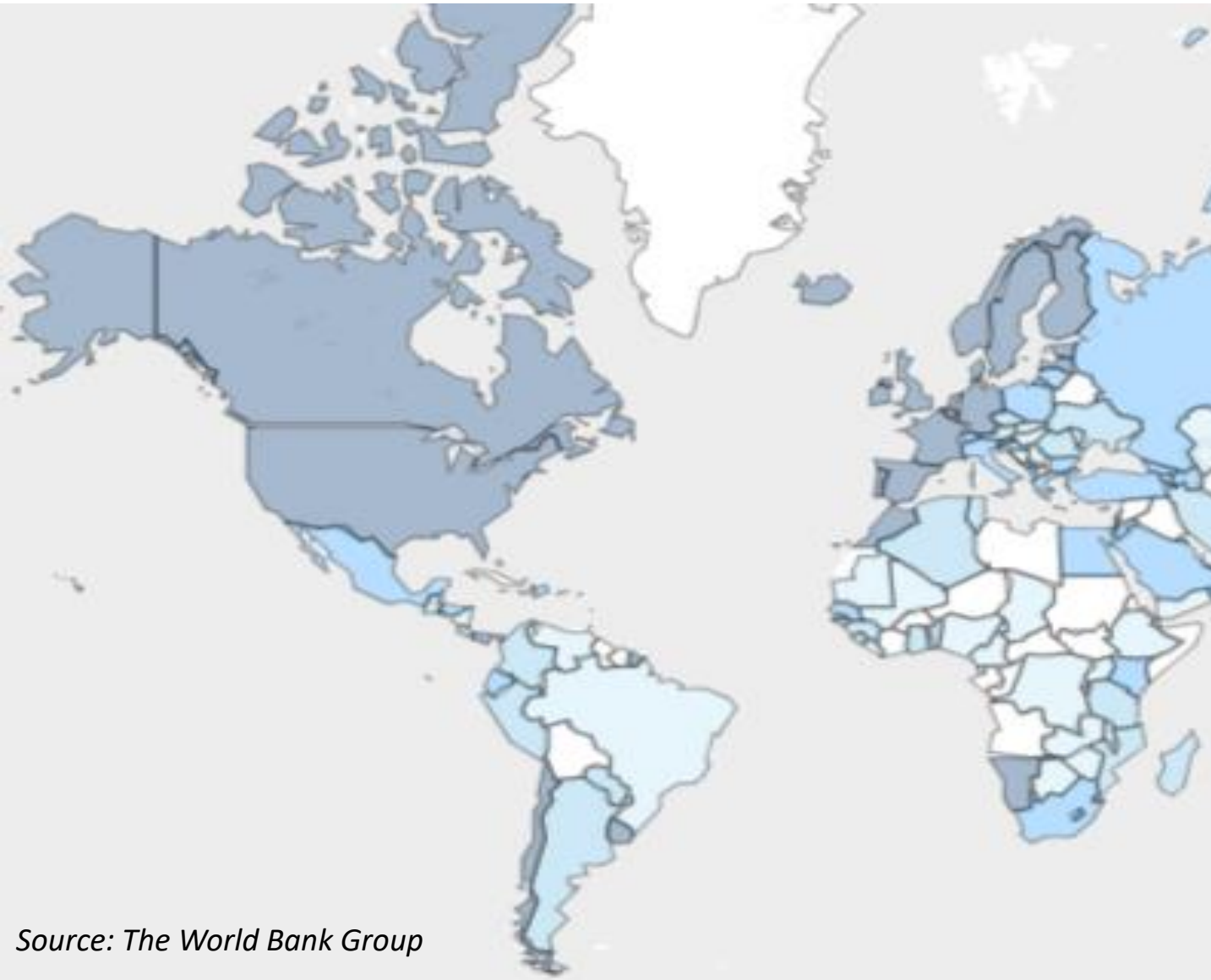
More rights for more people



CIP

Inter-American
Committee on Ports

Quality of Port Infrastructure 2017



Country	Quality
Panama	6.2
USA	5.8
Canada	5.4
Jamaica	4.9
Dominican Republic	4.8
Honduras	4.4
El Salvador	3.4
Guatemala	3.6
Costa Rica	3.4
Nicaragua	3.1

RANKING TOP 5 in TEUs

#1 Colón Panamá : 4.32

#2 Santos: 3.83

#3 Manzanillo Mexico: 3.07

#4 Cartagena: 2.86

#5 Balboa Panamá : 2.52



PORT RANKING: TOP 20 LAC 2018

Global Trends: Container Ports



Ports must invest in hard and soft (digital) technologies to modernize and to successfully overcome the challenges created by the new paradigms in global commerce .

Mega-Ships/Mega-Alliances

Port Automation (consolidation and concentration)

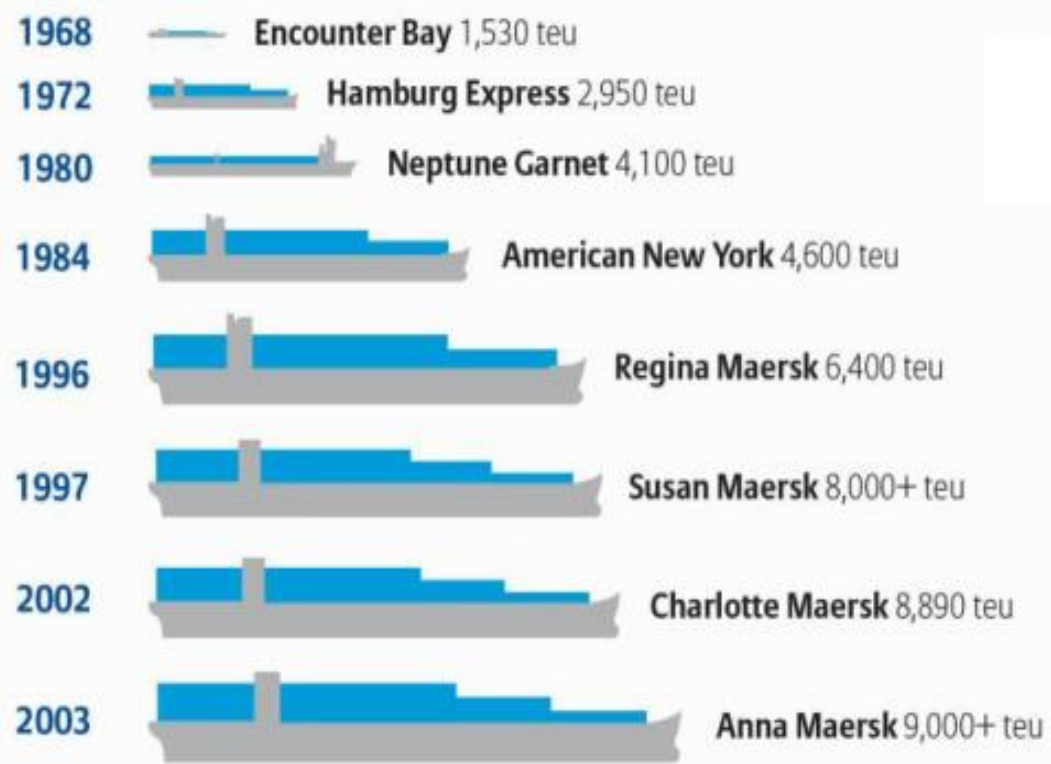
PCS/SW

Cyber Security

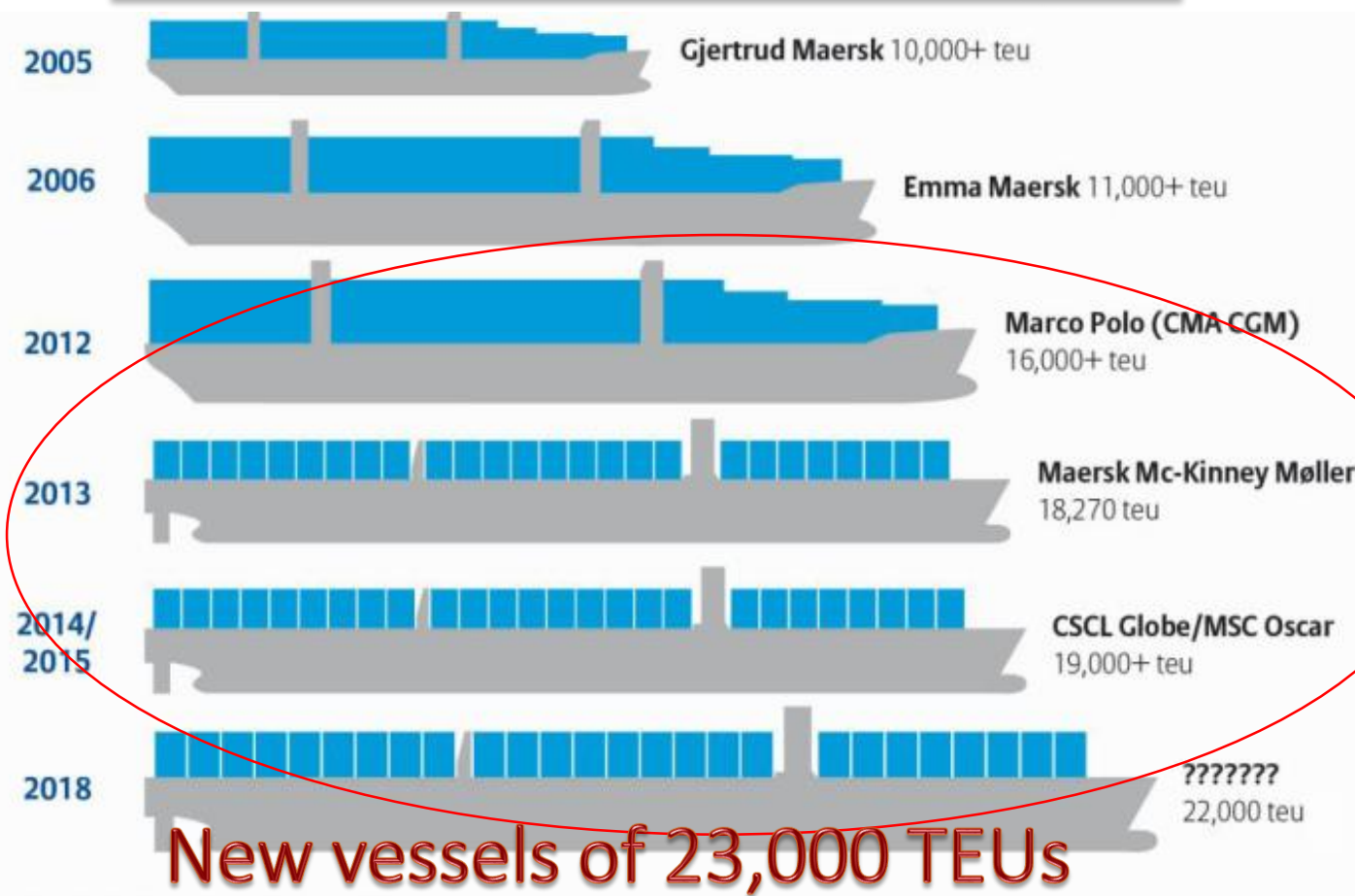


MEGA VESSELS TRENDS

50 years of Container Ship Growth



Capacity has increased by approximately 1,200% since 1968.



Graphic: Allianz Global Corporate & Specialty.
Approximate ship capacity data: Container-transportation.com



CONCENTRATION OF SHIPPERS

MAIN SHIPPING LINES IN 1992

- APL
- Choyang
- CMA
- CGM
- Cosco
- CSAV
- CSCL
- Dellmas
- SRS-Senator
- Evergreen
- Hanjin
- Hapag Lloyd

FROM MORE THAN 100 SHIP LINES IN 1992 TO THREE MEGA ALLIANCES THAT CONCENTRATE 85% OF THE WORLD'S CAPACITY OF MOVEMENT OF GOODS IN THE MAIN MARITIME ROUTES

- Nedlloyd
- NOL
- Norasia
- NYK
- OOCL
- P&O



THE Alliance



Ocean Alliance



2M Alliance



*

**



More rights for more people



Inter-American
Committee on Ports

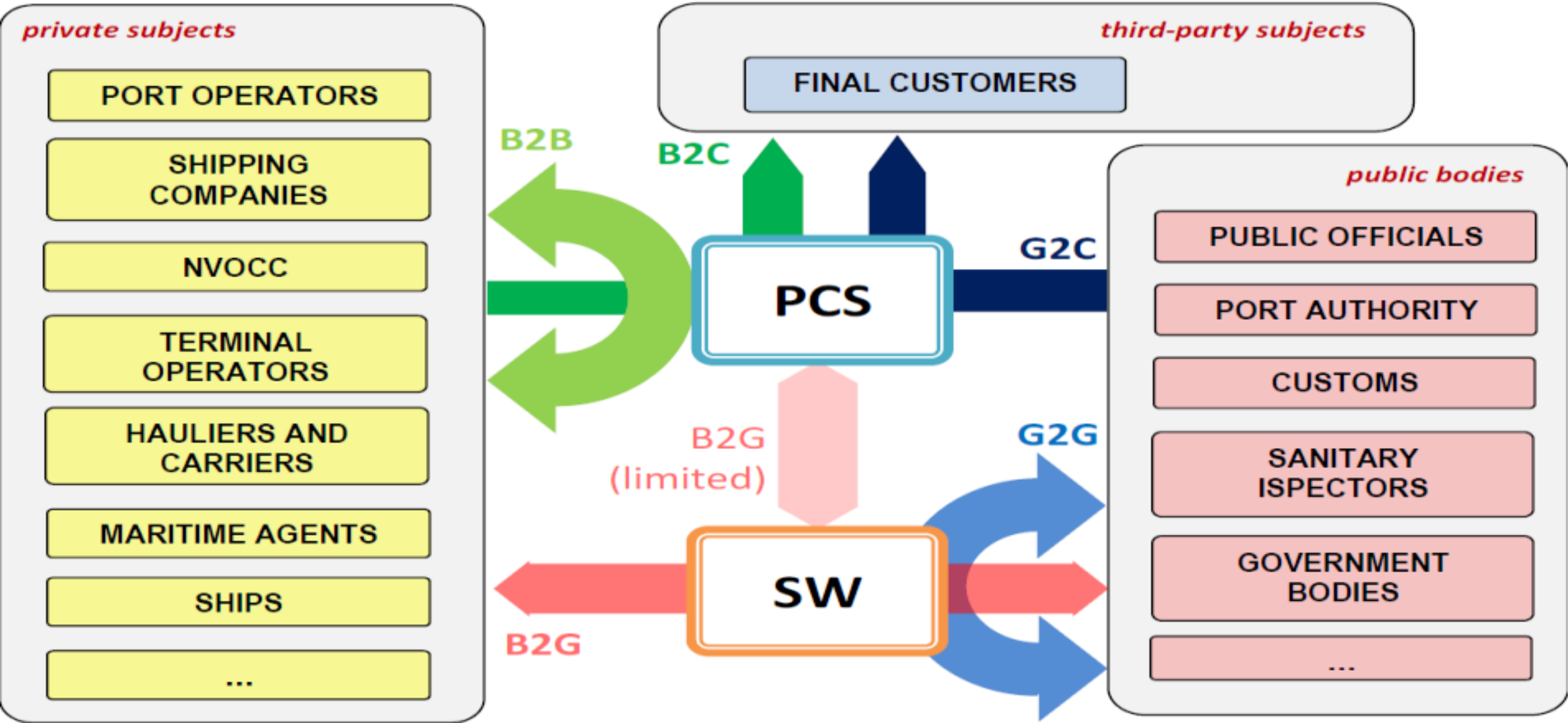
Automation in Ports

- Increased productivity
- Lower **environmental** impact
- Lower operational costs
- Major land use and equipment
- Increased quality of customer service
- Process oriented systems






Port Community System – Single Window



Processes among Stakeholders

Integrated

Interconnected



Smart Port

Terminal Operators



Port Authorities



Port Infrastructure

- Cranes
- Berths
- Roads

Shipping Lines



Cargo and Freight Owners



Logistics Companies



Customs

Hinterland Connections

- Rail Operators
- Barge Operators
- Trucking Companies
- Pipelines



Cyber risk with each stakeholder



FIND THE RIGHT BALANCE



Security 



Port Automation
and
Competitiveness






FIND THE RIGHT BALANCE



Environmental
Impact



Port Automation
and
Competitiveness





FIND THE RIGHT BALANCE



Social Responsibility

Inclusive Policies

Port-City Relation



Port Automation
and
Competitiveness





... takeaways

- Technology allows for change and provides space for innovation;
- Private sector collaboration to boost technological advances;
- Updated national port legislation to facilitate modernization processes
- Appropriate regulatory frameworks;
- Use of international norms and standards, such as the World Customs Organization Data Model, SAFE Framework, IMO FAL Conversion, ISO standards, etc.;
- Establish legal and institutional basis of the port management system, taking into account the functions or competencies, the **organization, coordination** and **programs of the various actors**;
- Modern, updated and flexible legislation.



OAS

More rights for more people



CIP

Inter-American
Committee on Ports

WISTA International AGM and Conference 2019 "Founded Upon the Seas"

THANK YOU!

Mona Swoboda

Project Manager

Inter-American Committee on Ports (CIP)

Organization of American States (OAS)

mswoboda@oas.org

#OAS_CIP #OEA_CIP

www.portalcip.org



CIP

Inter-American
Committee on Ports

WISTA

International



XI REGULAR MEETING
of the Inter-American Committee on Ports

Port-City relation
August 5-7, 2020, Buenos Aires, Argentina

SAVE THE DATE!



OAS
More rights
for more people



CIP
Comité Interamericano de Puertos

**PUERTO
BUENOS AIRES**



Argentina